

TC-11[®] Corrosion Inhibitor

Versus


**LPS[®]-2, LPS-3, and LPS Heavy
Duty Silicone**

July 2006

Corrosion Test Methodology

- 1. Identical Type S Steel Q-Panels are chemically cleaned and treated once with a competing product.**
- 2. The Q-Panels are mounted in a vertical position for 24-hours.**
- 3. The Q Panels are mounted on a test panel.**
- 4. The Q-Panels are exposed to identical environmental exposures – full tropical sunlight, intermittent rainfall, a salt breeze, and a nightly condensation cycle.**
- 5. The Q Panels are photographed at 24-hour intervals using sunlight as the light source.**

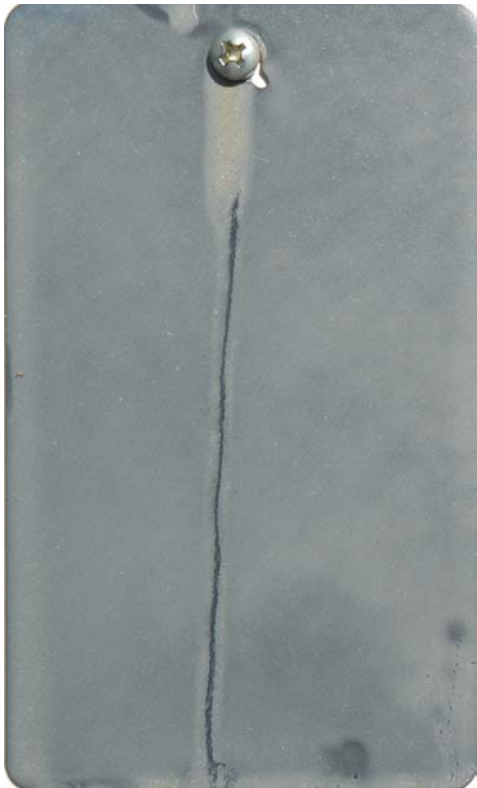
Start of Test



TC-11



LPS-2




LPS-3



LPS Silicone

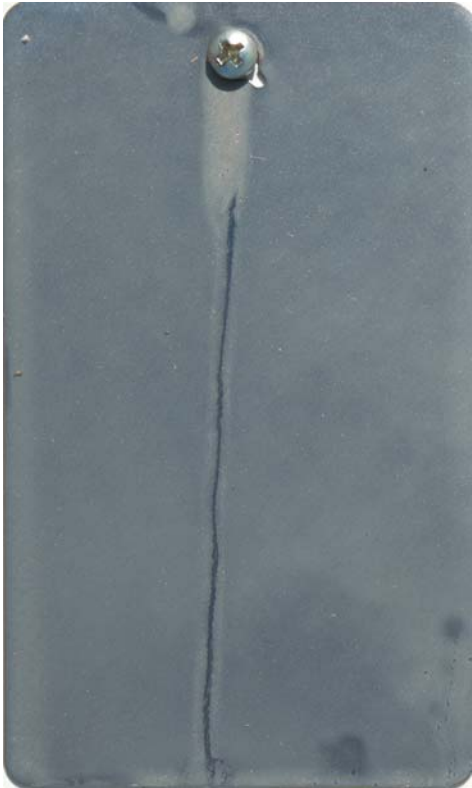
Day One



TC-11



LPS-2




LPS-3



LPS Silicone

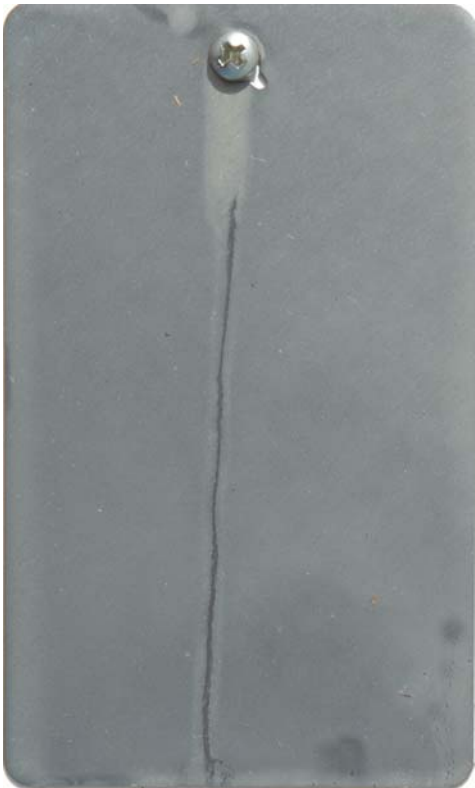
Day Two



TC-11



LPS-2




LPS-3




LPS Silicone


Day Three



TC-11



LPS-2



LPS-3



LPS Silicone

Day Four




TC-11



LPS-2



LPS-3




LPS Silicone

Day Five



TC-11



LPS-2



LPS-3




LPS Silicone

Day Six




TC-11



LPS-2



LPS-3




LPS Silicone

Day Seven



TC-11



LPS-2



LPS-3



LPS Silicone

Day Eight



TC-11



LPS-2



LPS-3

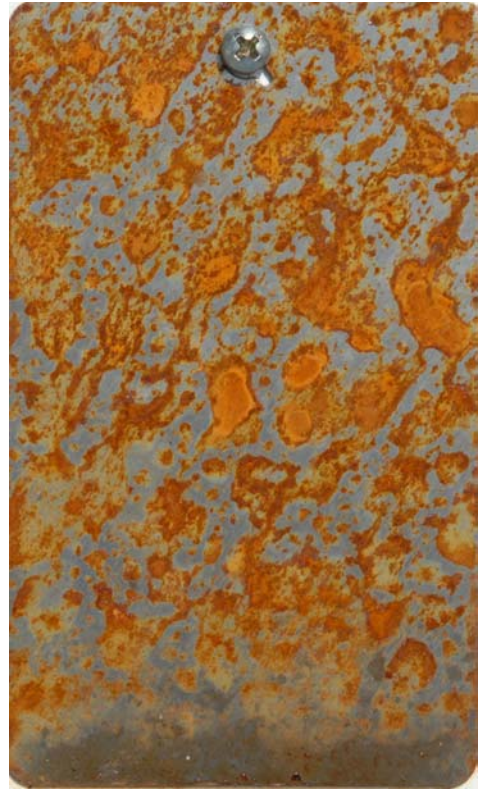


LPS Silicone

Day Nine



TC-11



LPS-2



LPS-3




LPS Silicone

Day Ten




TC-11



LPS-2



LPS-3



LPS Silicone

Day Eleven




TC-11



LPS-2



LPS-3



LPS Silicone

Day Twelve



TC-11



LPS-2




LPS-3



LPS Silicone

Day Thirteen



TC-11



LPS-2




LPS-3



LPS Silicone

Day Fourteen




TC-11



LPS-2



LPS-3




LPS Silicone

Day Fifteen




TC-11



LPS-2



LPS-3



LPS Silicone

Day Sixteen



TC-11



LPS-2



LPS-3



LPS Silicone

Day Seventeen



TC-11



LPS-2



LPS-3



LPS Silicone

Day Eighteen



TC-11



LPS-2



LPS-3



LPS Silicone

Day Nineteen



TC-11



LPS-2



LPS-3



LPS Silicone

Day Twenty



TC-11



LPS-2



LPS-3



LPS Silicone

Day Twenty-One



TC-11



LPS-2



LPS-3



LPS Silicone

Day Twenty-Two



TC-11



LPS-2



LPS-3




LPS Silicone

Day Twenty-Three



TC-11



LPS-2



LPS-3



LPS Silicone

Day Twenty-Four



TC-11



LPS-2



LPS-3



LPS Silicone


Day Twenty-Five



TC-11



LPS-2



LPS-3



LPS Silicone

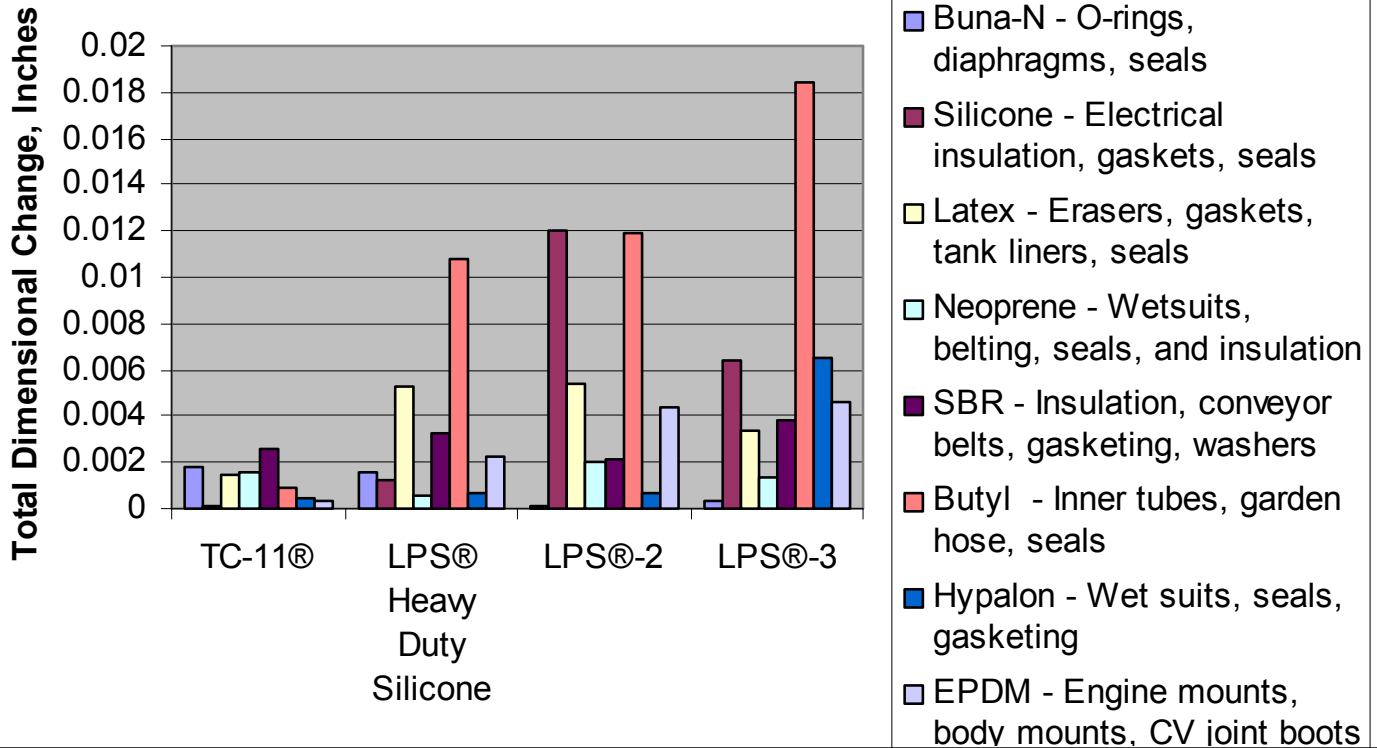
Corrosion Test Conclusions

- 1. LPS Heavy Duty Silicone failed after one day of exposure.**
- 2. LPS-2 failed after four days of exposure.**
- 3. LPS-3 failed after 12 days of exposure.**
- 4. TC-11 failed after 24 days of exposure.**
- 5. TC-11 offers significantly better corrosion control performance than any of the LPS products tested.**

Compatibility Testing Methodology

- Test coupons were 1" diameter x 1/2" thick pieces of elastomer.
- The thickness of each coupon was measured with a digital micrometer.
- The coupon was treated once with a product.
- The thickness of the coupon was measured for a two week period with a micrometer.
- The thickness of an untreated coupon was measured for a two week period.
- The difference in the dimensional changes between the treated coupon and the untreated coupon was calculated.
- The test results were plotted on a graph in the

Compatibility Test Results



Compatibility Test Conclusion

TC-11 is more compatible with the sensitive elastomers tested than any of the LPS products.